



# 1

# Hello everybody!

*am/is/are · my/your/his/her · Everyday objects · Numbers · Hello and goodbye*

## STARTER



1 Say your names.

*I'm Ali.*

*I'm Tariq.*

2 Stand up in alphabetical order and say your names.

*I'm Ali.*

*I'm Badr.*

*I'm Amal.*

*I'm Fatima.*



## INTRODUCTIONS

*am/is/are, my/your*

1 **T.1.1** Read and listen.

A Hello. My name's Adel.  
What's your name?

B Jack.

A Where are you from, Jack?

B I'm from Chicago.

**T.1.1** Listen and repeat.

### GRAMMAR SPOT

name's = name is

what's = what is

I'm = I am





2 Write the conversation.

A Hello. My \_\_\_\_\_ Richard. What's \_\_\_\_\_ name?

B Kurt.

A \_\_\_\_\_ are you from, Kurt?

B \_\_\_\_\_ from Berlin. Where \_\_\_\_\_ you from?

A \_\_\_\_\_ London.

**T 1.2** Listen and check.

3 Stand up! Talk to the students in the class.

Hello! My name's \_\_\_\_\_. What's your name?

Nour.

Where are you from, Nour?

I'm from \_\_\_\_\_.

### Countries, his/her

4 **T 1.3** Listen and repeat.

	● ●	● ●	● ● ●
the USA	Egypt	Brazil	Mexico
Spain	Russia	Japan	Germany
France	England	Qatar	Italy
	Jordan		Hungary
			Syria

5 Read about the people.

¡Buenos días!



This is Rafael.  
He's from Mexico.

As-salaamu alaykoum!



This is Jana.  
She's from Jordan.

Hi!



This is Max and Lisa.  
They're from the USA.

### GRAMMAR SPOT

he's = he is  
she's = she is  
they're = they are





6 Where are the people from? Write the countries from exercise 4.



This is Richard.  
He's from England.



This is Tomoko.  
She's from Japan.



This is José and Miguel.



This is Marco.



This is Irina.



This is László and Ilona.



This is Yalda.



This is Kurt.



This is Pierre.

7 Ask and answer questions about the people.  
Use *he/his* and *she/her*.

What's his name?

Richard.

Where's he from?

England.

What's her name?

Yalda.

Where's she from?

Syria.

### GRAMMAR SPOT

Complete the table with *am*, *is*, and *are*.

I	_____	from England.
He She It	_____	
We You They	_____	

▶▶ Grammar Reference 1.1 p124



## PRACTICE ENGLISH

### Talking about you

- 1 Ask and answer questions with a partner about the students in your class.

What's his name?

Where's he from?

- 2 Introduce your partner to the class.

This is Adel. He's from Riyadh in Saudi Arabia.

### Listening and pronunciation

- 3 **T1.4** Listen and tick (✓) the sentence you hear.

- She's from Spain.  
 He's from Spain.
- What's her name?  
 What's his name?
- They're from Brazil.  
 They're in Brazil.
- Where's she from?  
 Where's he from?
- He's a teacher in Italy.  
 His teacher in Italy.

### Check it


- 4 Complete the sentences with *am*, *is*, *are*, *his*, *her*, or *your*.

- My name is Anna.
- Where \_\_\_\_\_ you from?
- I \_\_\_\_\_ from Japan.
- 'What's \_\_\_\_\_ name?' 'My name's Tomoko.'
- Max and Lisa \_\_\_\_\_ from Chicago.
- This \_\_\_\_\_ my teacher. \_\_\_\_\_ name's Richard.
- Where \_\_\_\_\_ he from?
- This is my sister. \_\_\_\_\_ name's Emma.

### Reading and writing

- 5 **T1.5** Listen and read about Rafael.

My name's Rafael Ramos and I'm a doctor. I'm 30. I'm married and I have two children. I live in a house in Toluca in Mexico. I want to learn English for my job.



- 6 Complete the text about Jana.



My name's Jana and I'm a student.  
I \_\_\_\_\_ 19.  
I'm not married.  
I have one \_\_\_\_\_ and two brothers.  
I \_\_\_\_\_ in a flat in Amman, Jordan.  
I \_\_\_\_\_ to learn English because it's an international \_\_\_\_\_.

- T1.6** Listen and check.

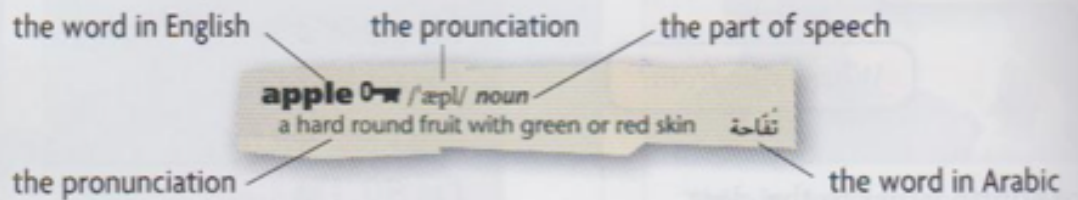
- 7 Write about you. Then read it to the class.



# VOCABULARY AND PRONUNCIATION



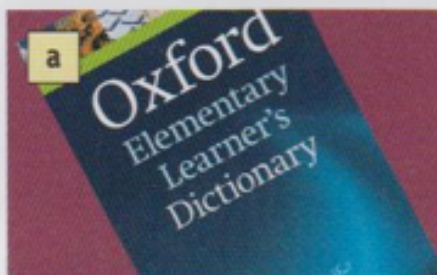
## Everyday objects

- T 1.7** Listen to the alphabet chant. Say the alphabet as a class.
- Look at this extract from an English/Arabic dictionary.



- Match the words and pictures.

	● ●	● ● ●	● ● ● ●
a stamp	a camera	a dictionary	a magazine
a bag	a ticket	a newspaper	
a key	a postcard		
	a letter		
	an apple		
	an orange		



- T 1.8** Listen and repeat.

- Ask and answer questions with a partner.

What's a?

It's a dictionary.

How do you spell that?

D, I, C, T, ...

- Look at the words. What are *a*, *e*, *i*, *o*, and *u*? When is it *a*? When is it *an*?

a bag                      an apple  
a ticket                  an orange  
a letter                   an English book

- Look at the plural words.

two stamps    two apples    two dictionaries

Say the plurals of the other words in exercise 2.



# EVERYDAY ENGLISH

## Hello and goodbye

- Say the numbers 1-20 round the class.
- T 1.9** Read and listen to the telephone numbers.  
 682 947            six eight two    nine four seven  
 8944 5033        eight nine *double* four    five 'oh' *double* three  
 020 7399 7050    'oh' two 'oh'    seven three *double* nine    seven 'oh' five 'oh'
- T 1.10** Listen and write the numbers you hear. Practise them.
- Ask and answer the question with other students. Write a list.

What's your phone number?

It's (020) 7267 5118.

Thank you very much.



- Write the conversations in the correct order.



- I'm fine, thank you. And you?  
I'm OK, thanks.  
Hello, John. This is Mark.  
How are you?  
Hello, extension 3442.  
A \_\_\_\_\_  
B \_\_\_\_\_  
A \_\_\_\_\_  
B \_\_\_\_\_
- Goodbye, Filipe. Have a nice day.  
Yes, at seven in the restaurant.  
Thanks, Marcus. See you this evening!  
Goodbye, Marcus.  
A \_\_\_\_\_  
B \_\_\_\_\_  
A \_\_\_\_\_  
B \_\_\_\_\_
- Not bad, thanks. And you?  
Very well. How are the children?  
Hi, Peter! It's me, Leo. How are you?  
They're fine.  
Hello, 270899.  
A \_\_\_\_\_  
B \_\_\_\_\_  
A \_\_\_\_\_  
B \_\_\_\_\_  
A \_\_\_\_\_

**T 1.11** Listen and check.

- Practise the conversations with other students. Practise again, using your names and numbers.